







PRINTABLE YAHTZEE SHEET

	GAME 1	GAME 2	GAME 3	GAME 4	GAME 5
					
					
					
					
					
					
TOTAL FOR TOP PART					
IF YOUR SCORE IS 63 OR HIGHER, ADD 35 POINTS.					
TOTAL FOR TOP PART					
3 OF A KIND (ADD THE TOTAL OF THE DICE)					
4 OF A KIND (ADD THE TOTAL OF THE DICE)					
FULL HOUSE (2 OF 1 KIND, 3 OF ANOTHER)					
SMALL STRAIGHT (FOUR IN A ROW, 30 POINTS)					
LARGE STRAIGHT (FIVE IN A ROW, 40 POINTS)					
YAHTZEE (50 POINTS)					
CHANCE- ADD UP THE TOTAL OF THE DICE.					
TOTAL OF THE TOP PART					
TOTAL OF THE BOTTOM PART					
GRAND TOTAL					